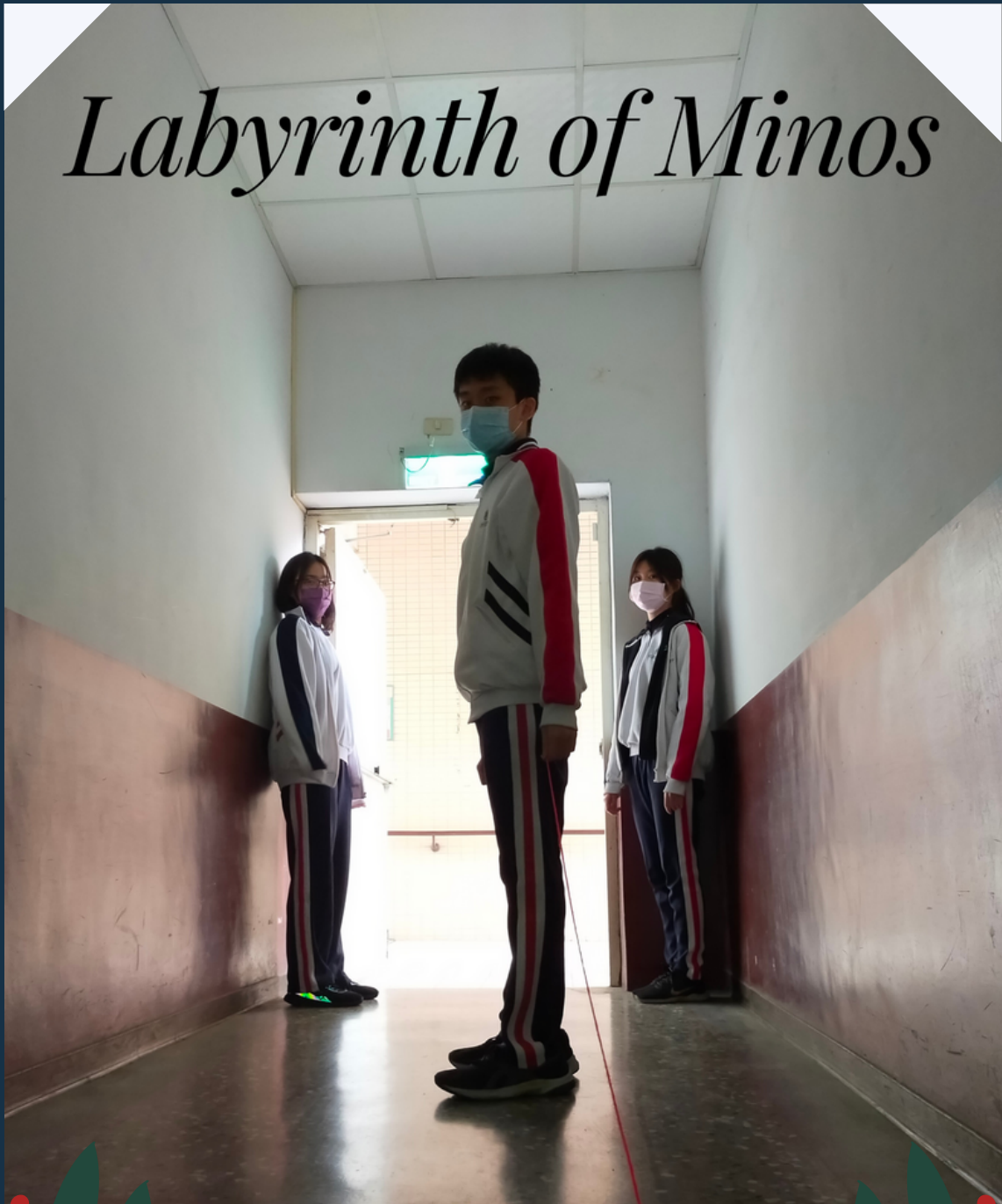




# Greek Mythology

## LABYRINTH OF MINOS

### *Labyrinth of Minos*



# Table of contents



	Page	Title
●	P.1	Learning Target/ Abilities
●	P.2	Learning Journey
●	P.3	Poster Details
●	P.4/5	Slides Details
●	P.6/7	Comments
●	P.8	Pictures
●	P.9	Pros and cons/ Reflection

# Learning Target

## Extension

將英文課本的內容作延伸,自己上網尋找不同類別的希臘神話,並拍攝影片、海報、製作簡報,最後上台報告將成果分享給老師和同學。

## Cooperate

組員間提出各自意見,協調溝通出最佳決策,過程中一起寫劇本、拍攝、製作簡報和剪輯影片,最後合作完成這份專題製作成果報告。

# Abilities

## Listen

在簡報、影片完成後,我們會聽別組報告並給予評分,訓練了我們的英文聽力。

## Speak

在這個活動中,我們需要用全英上台報告,訓練了我們的英文口說和表達能力。

## Read

在活動開始前,我們先閱讀第三課課文並分析,還上網查找其他英文相關資料。

## Write

透過寫劇本和製作簡報,提升了英文寫作能力,也讓我們學到更多單字、片語。

# Learning Journey

## Reading



閱讀英文課本第三冊第三課:Prometheus:The Champion of Humankind

STEP  
01



STEP  
02

## Researching

上網查找希臘神話,並選定 Labyrinth of Minos為我們此次報告的故事主題

## Shooting



寫劇本、討論道具、取景  
拍攝影片和海報

STEP  
03



## Making

製作簡報和海報、剪輯影片,找出不完整或缺少的地方並進行報告前的修正

STEP  
04



## Reporting



上台以全英文的方式報告給老師和同學聽,並統整出同學的互評表意見

STEP  
05



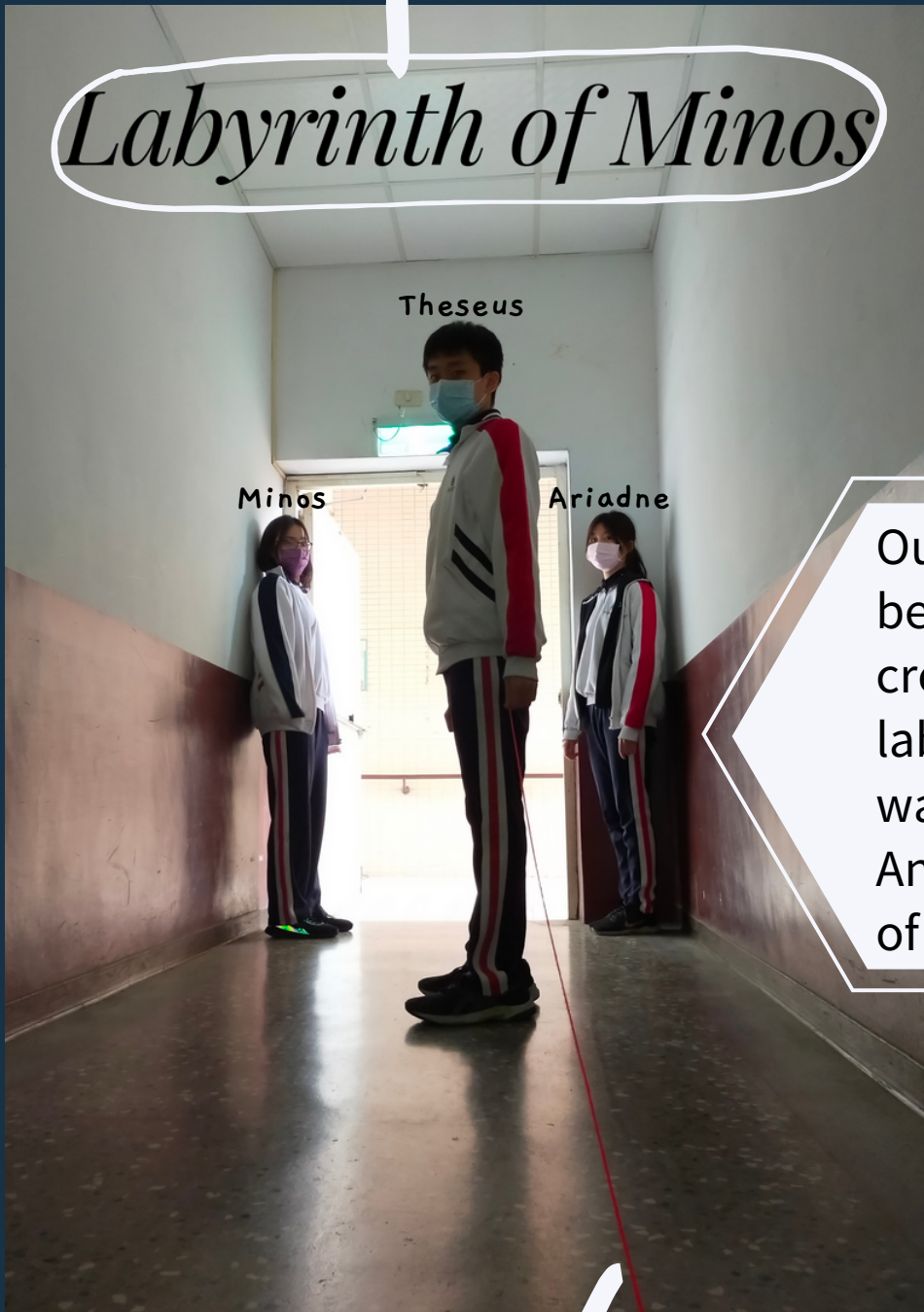
# Poster Details



The title of our story



*Labyrinth of Minos*



Our poster looks dark because we want to create the feeling of a labyrinth. Ariadne are waiting for Theseus. And Theseus has a ball of wool in his hand.



The wool that helps Theseus mark the route.

# Slides Details

The slides include:

(1)  
Title

(2)  
Members

(3)  
Introduction

(4)  
Story  
Planner

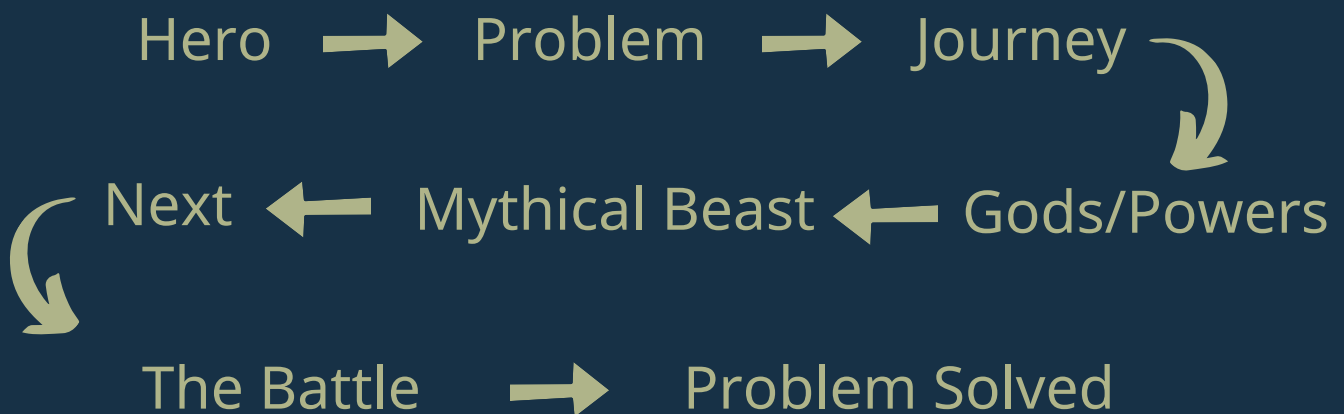
(5)  
Video link

(6)  
Poster

(7)  
Extension

(8)  
Wrap up

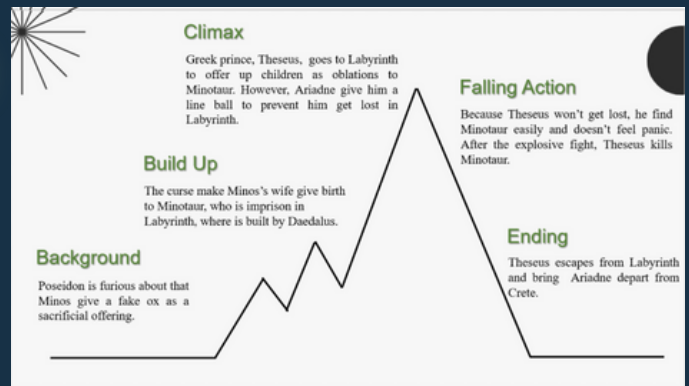
The story planner includes:



In the slides, we have:

## STORY MOUNTAIN

在簡報中,我們運用story mountain將希臘神話故事架構變得更有組織,把故事的起承轉合清楚列出。



Problem Solved

What Theseus do:

- kill the monster
- save the children
- Leave the labyrinth with Ariadne

## INTRODUCTION

簡報中除了文字敘述,我們都還會放幾張影片中的劇照搭配講解,能使台下觀眾更清楚理解我們在說什麼。

## EXTENSION

簡報中我們上網搜尋了由labyrinth of Minos此故事延伸出的字詞或是典故,並解釋緣由、附註圖片幫助理解。

• Ship of Theseus

It's a theory that about identity. Some philosopher considers that the woods on Theseus's ship was replaced overtime. Therefore, the ship that we see at present is the original ship?

• The word "clue"

This word originates from this story. When Theseus went through the labyrinth, he relied on the wool and kill Minotaur successfully. As the result, the word "clue" represents the thing that can guide you moving on.

完整簡報連結:

[https://docs.google.com/presentation/d/1pEMS1eMvVIh-EArYxcaDKAO\\_hEWvGGcb0pomEfHs8jw/edit#slide=id.gc0a3bf06c1\\_1\\_0](https://docs.google.com/presentation/d/1pEMS1eMvVIh-EArYxcaDKAO_hEWvGGcb0pomEfHs8jw/edit#slide=id.gc0a3bf06c1_1_0)



# Comments



Group: K Date: 17/9 No. 34 Name: 陳冠廷  
 Title of Presentation: Labyrinth of Mings

### Group Presentation Rubric

	4 - Excellent	3 - Good	2 - Fair	1 - Poor	Score
Preparedness	Students were completely prepared and obviously rehearsed.	Students seemed pretty prepared but might have needed a couple more rehearsals.	The students were somewhat prepared, but it was clear that rehearsal was lacking.	Students did not seem at all prepared to present.	4
Organization	Presentation was very organized and was very easy to follow. Transitions between group members were well planned and executed cleanly.	Presentation was fairly organized and pretty followable. Transitions might have been slightly discontinuous but did not take away greatly from the overall presentation.	Presentation was not clearly organized. Transitions between members were jumpy or awkward.	Presentation lacked organization. Poor transitions between group members individual parts. Presentation lacked order and very difficult to follow.	4
Visual Presentation	Students used an abundance of visual aids/props/ costumes that show considerable work/creativity and enhanced the presentation.	Students used adequate visual aids/props/costumes that made the presentation better.	Students used a few visual aids/props/costumes during the presentation, which were somewhat effective.	The students used very little or no visual aids/props/ costumes OR the ones chosen detracted from the presentation.	3
Content	There was an abundance of material clearly related to the topic. The demonstration was accurate and easy to follow.	There was sufficient information that related to the topic. Most of the demonstration was accurate and easy to follow.	There was a great deal of information that was not clearly connected to the topic.	Demonstration was not clear, information included did not support topic in any way.	4
Additional Note(S): The vocabularies in your slides are a little bit hard for me to understand and you might need to control your speaking speed next time! The poster is really professional and cool! :D					TOTAL
					15

Group: K Date: 17/9 No. 27 Name: 吳若璇  
 Title of Presentation: Labyrinth of Mings

### Group Presentation Rubric

	4 - Excellent	3 - Good	2 - Fair	1 - Poor	Score
Preparedness	Students were completely prepared and obviously rehearsed.	Students seemed pretty prepared but might have needed a couple more rehearsals.	The students were somewhat prepared, but it was clear that rehearsal was lacking.	Students did not seem at all prepared to present.	4
Organization	Presentation was very organized and was very easy to follow. Transitions between group members were well planned and executed cleanly.	Presentation was fairly organized and pretty followable. Transitions might have been slightly discontinuous but did not take away greatly from the overall presentation.	Presentation was not clearly organized. Transitions between members were jumpy or awkward.	Presentation lacked organization. Poor transitions between group members individual parts. Presentation lacked order and very difficult to follow.	4
Visual Presentation	Students used an abundance of visual aids/props/ costumes that show considerable work/creativity and enhanced the presentation.	Students used adequate visual aids/props/costumes that made the presentation better.	Students used a few visual aids/props/costumes during the presentation, which were somewhat effective.	The students used very little or no visual aids/props/ costumes OR the ones chosen detracted from the presentation.	3
Content	There was an abundance of material clearly related to the topic. The demonstration was accurate and easy to follow.	There was sufficient information that related to the topic. Most of the demonstration was accurate and easy to follow.	There was a great deal of information that was not clearly connected to the topic.	Demonstration was not clear, information included did not support topic in any way.	4
Additional Note(S): * story mountain 的部分可以多一些 * Extension → Wrap up 講解到我的心得想法 * video 演員很入戲, 尤其是古裝的那part!! * * poster 超有意境, 但人像清楚一點吧 *					TOTAL
					15

### Individual

	4 - Excellent	3 - Good	2 - Fair	1 - Poor
Maturity / Professionalism	The student was exceptionally professional and mature during presentation. He/she took the assignment seriously.	The student was satisfactorily professional and mature during presentation.	The student was somewhat professional and attempted to be professional for at least part of the presentation.	The student was immature and unprofessional during the presentation.
Contribution	The student's performance enhanced the presentation.	The student made the expected contributions to the presentation.	The student made a small contribution to the presentation. There was room for improvement.	The student made little or no effort to contribute to the presentation.
Demonstration of Knowledge	It was obvious through the student's actions and dialogue that he/she understood the concept(s) and he/she even demonstrated higher-level thinking.	It was obvious through the student's actions and dialogue that he/she understood the concept(s) as expected.	The student's performance suggested that he/she may need more practice with the skill OR may need to step out of his/her comfort zone.	The student's performance suggested that he/she does not understand the concept(s) he/she attempted to demonstrate.

Members	張鼎承	何堇均	胡冠諳
Maturity / Professionalism	4	4	4
Contribution	4	3	3
Demonstration of Knowledge	4	4	4
Total Score	12	11	11

Additional Note(s):  
 You speak too slow and loud enough for the audience to understand. It's not really good that you used some...  
 I think your voice is clear, but it would be better if you speak louder next time! Your part is...  
 Although you looked a little bit nervous, I could tell that you were...  
 You were a big help!! :D  
 You were a big help!! :D

### Individual

	4 - Excellent	3 - Good	2 - Fair	1 - Poor
Maturity / Professionalism	The student was exceptionally professional and mature during presentation. He/she took the assignment seriously.	The student was satisfactorily professional and mature during presentation.	The student was somewhat professional and attempted to be professional for at least part of the presentation.	The student was immature and unprofessional during the presentation.
Contribution	The student's performance enhanced the presentation.	The student made the expected contributions to the presentation.	The student made a small contribution to the presentation. There was room for improvement.	The student made little or no effort to contribute to the presentation.
Demonstration of Knowledge	It was obvious through the student's actions and dialogue that he/she understood the concept(s) and he/she even demonstrated higher-level thinking.	It was obvious through the student's actions and dialogue that he/she understood the concept(s) as expected.	The student's performance suggested that he/she may need more practice with the skill OR may need to step out of his/her comfort zone.	The student's performance suggested that he/she does not understand the concept(s) he/she attempted to demonstrate.

Members	張鼎承	何堇均	胡冠諳
Maturity / Professionalism	3	3	3
Contribution	3	3	4
Demonstration of Knowledge	4	3	3
Total Score	10	9	10

Additional Note(s):  
 \* 故事 mountain 的部分可以多一些 \*  
 \* video 演員很入戲, 尤其是古裝的那part!! \*  
 \* poster 超有意境, 但人像清楚一點吧 \*  
 \* 故事 mountain 的部分可以多一些 \*  
 \* Extension → Wrap up 講解到我的心得想法 \*  
 \* video 演員很入戲, 尤其是古裝的那part!! \*  
 \* poster 超有意境, 但人像清楚一點吧 \*  
 \* 面向觀眾要更準!! \*  
 \* wrap up 很清楚!! \*







# Pictures


## Activity pictures




## Report pictures



# Pros and cons

- 1.簡報結構完整
  - 2.海報很有氛圍
  - 3.整體報告流暢
  - 4.用字簡單易懂
  - 5.很容易跟上
- 

- 1.組員過於緊張
  - 2.眼神要看觀眾
  - 3.講的速度偏快
  - 4.簡報字太小
  - 5.單字忘記解釋
- 

# Reflection

透過這個活動，我們學到了很多新技能，也體驗到了很多新鮮的事物。像是第一次自己規劃行程、拍攝剪輯影片。在過程中，我們也遇到了很多困難，像是沒有足夠的人物和沒有製作影片的經驗。雖然有很多不順，但我們也收穫了很多能力，希望能把這些能力更加有效的用在生活上。

